

THE SMOOTH AND ELEGANTLY CURVED SWAN SERIES REVEALS THE ULTIMATE PROOF OF TUNTO'S VISION AND EXPERTISE. HERE, WOOD AND SEAMLESSLY INTEGRATED LENSES ARE COMBINED IMPECCABLY FOR THE PERFECT FINISH.



Swan collection



Swan pendant

TUNTO



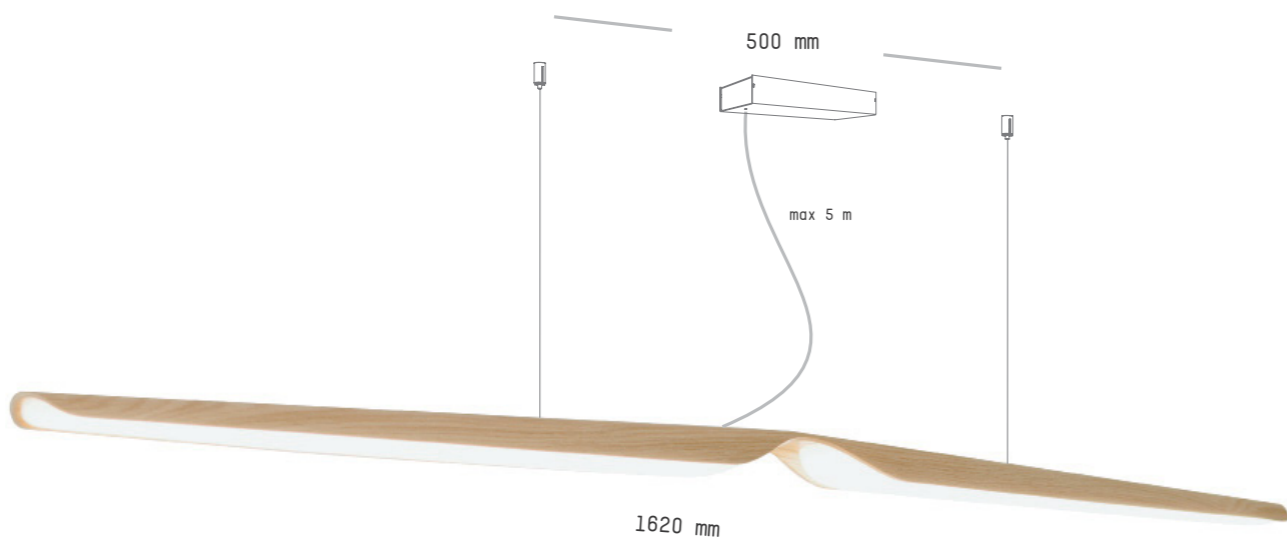
Swan pendant walnut in the picture.

110 — 111

#### STRIKINGLY SMOOTH


The Swan Pendant is a spectacularly elegant choice for interiors with even the most demanding requirements for an impressive appearance.

Collection



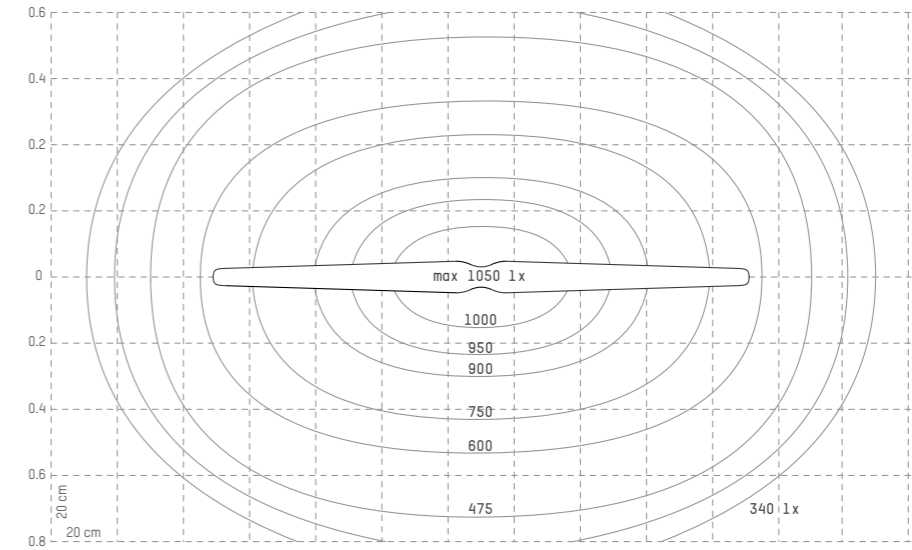
## TECHNICAL SPECIFICATIONS

Available colors and materials



Surface Finish Lacquer

Swan Pendant 500mA lx measured 1.0 m on the table



Drivers / Power Box

350 / 500 mA	DALI, PUSH DIM	LCM40DA
	CASAMBI DIM	LCM40BLE

Drivers / Power Box

600 mA	DALI, PUSH DIM	LCM60DA
	CASAMBI DIM	LCM60BLE

<b>Rated Power</b>	25-43 W	<b>Kelvin</b>	2700 K, 3000 K
<b>Voltage</b>	180-295V 50/60 Hz,	<b>Lumen</b>	350 mA, 25 W / 2814 lm
<b>Output</b>	350, 500, 600 mA		500 mA, 36 W / 3951 lm
<b>Cord Length</b>	Standard 2 m, on request max 5 m, transparent	<b>CRI</b>	93
<b>Power Box</b>	White ceiling cup 220x100x35mm RAL 9003 fine efekt	<b>Package Size</b>	130 x 110 x 1660 mm
		<b>Package Weight</b>	3,5 kg

INDOOR USE ONLY

NON-USER REPLACEABLE LIGHT SOURCE

IP20

CE



Swan pendant

TUNTO

Collection