



Riddled Tavolo

tavolo / table
HORM / Steven Holl, 2007
» catalog #01

Riddled Tavolo

tavolo / table
HORM / Steven Holl, 2007
» [catalog #01](#)



Lepel Sedia

sedia / chair
CASAMANIA / Luca Nichetto, 2012
» [catalog #01](#)



Riddled Tavolo

tavolo / table
HORM / Steven Holl, 2007
» [catalog #01](#)

Ripples Sgabello

sgabello / stool
HORM / SH – homage to Toyo Ito, 2008
» [catalog #01](#)

Tide Buffet

madia / bar cabinet
HORM / Karim Rashid, 2006
» [catalog #01](#)





Riddled Tavolo

tavolo / table
HORM / Steven Holl, 2007
» [catalog #01](#)

Plywood Chandelier

lampadario / ceiling lamp
HORM / Steven Holl, 2007
» [catalog #03](#)

Riddled Tavolo

Steven Holl / 2007




HORM

Cad models
Catalogues
Warranty terms
Assembly instructions
Product sheet
Technical sheet


www.horm.it

NEED HELP? Call us:
+39 0434 1979 100



Piano in vetro temperato, spessore 12 mm.
Gambe realizzate in legno origami di noce canaletto brevetto Horm, dello spessore di 2,2 mm, inciso a laser.

Tempered glass top, 12 mm thick. Legs made from a wooden material designed and patented by Horm, which can be folded up like origami.

Plateau en verre trempé, épaisseur 12 mm. Pieds réalisés en origami noyer, brevet Horm, de l'épaisseur de 2,2 mm, gravé au laser.

Platte aus gehärtetem Glas, Stärke 12 mm. Beine aus Origami-Nussbaumholz, Horm-Patent, 2,2 mm stark, lasergraviert.

Superficie de vidrio templado, espesor 12 mm. Patas realizadas en madera origami de nogal patentado por Horm, de 2 mm de espesor, entallado con laser.

Impianto opzionale di luci LED (input 100-240V - Eurospina CEE 7/16) con batterie ricaricabili (autonomia: 6 ore) posizionato all'interno delle gambe.

Optional LED system (input 100-240V - Europlug CEE 7/16) with rechargeable batteries (6 hour battery life) on the inside of the legs.

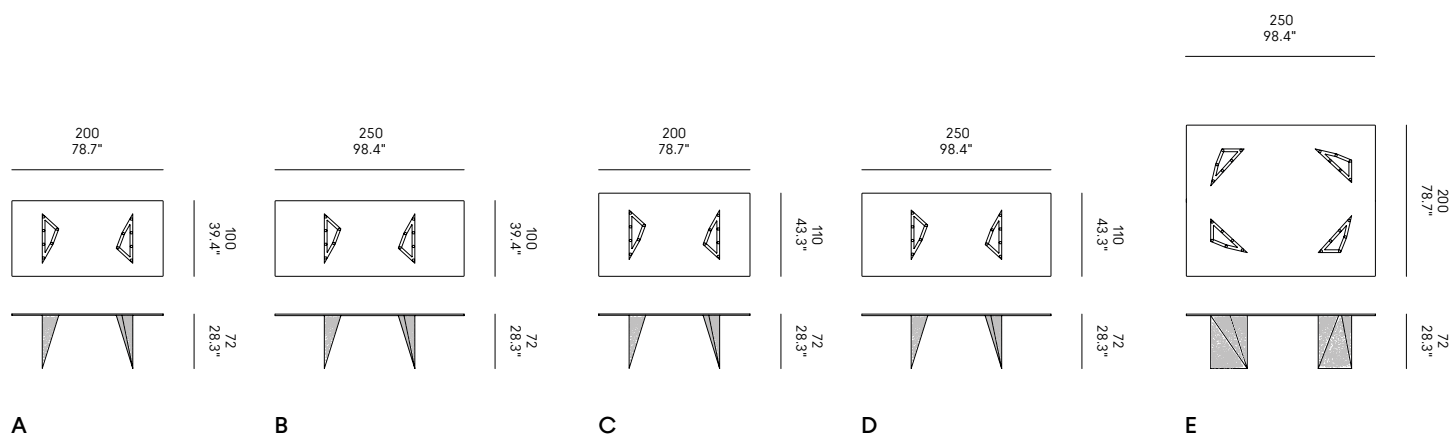
Système optionnel de éclairage LED (entrée 100-240V - Europlug CEE 7/16) avec batteries rechargeables (autonomie : 6 heures) placées à l'intérieur des pieds.

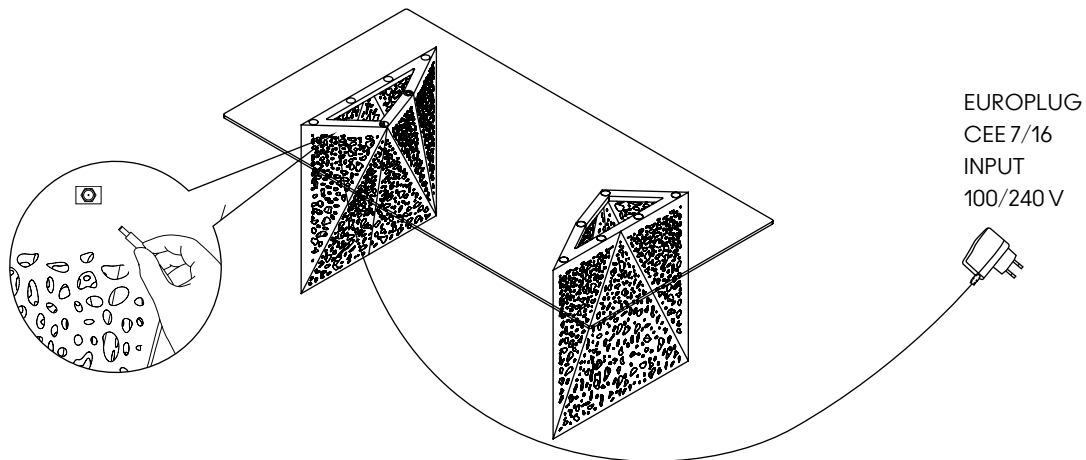
Optionales LED-Beleuchtung (Eingang 100-240V - Eurospine CEE 7/16) mit wiederaufladbaren Batterien (Autonomie: 6 Stunden) in den Beinen.

Instalación opcional de luces LED (entrada 100-240 V - enchufe europeo CEE 7/16) con pilas recargables (autonomía: 6 horas), colocadas dentro de las patas.

LED Technical characteristics


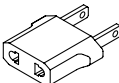
Luminaire flux: 110lm
Luminaire power: 1W
Efficacy: 110lm/W
Color temperature: 3000°K
Viewing angle: 100°
Color rendering: CRI80
Non dimmable





	Senza luci Without lights Sans lumières Ohne Beleuchtung Sin luces	Con luci With light Avec lumières Mit Beleuchtung Con luces
A [200 x 100] RIDDLED	ZE200XT	ZE204XT
B [250 x 100] RIDDLED	ZE250XT	ZE254XT
C [200 x 110] RIDDLED	ZE200XT1	ZE204XT1
D [250 x 110] RIDDLED	ZE250XT1	ZE254XT1
E [250 x 200] RIDDLED	ZE250XT2	ZE254XT2

ADAPTER / THE CABINET SHIPS WITH EUROPLUG CEE 7/16

	<p>2 PIN EUROPLUG TO 3 PIN UK PLUG</p> <p>AA0002</p>		<p>2 PIN EUROPLUG TO 2 PIN USA PLUG</p> <p>AA0003</p>
-------------------------------------------------------------------------------------	----------------------------------------------------------	-------------------------------------------------------------------------------------	-----------------------------------------------------------